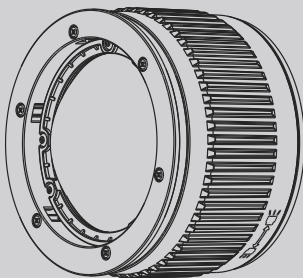




3.2" Mini Bowens 15-50° Intensifier User Manual



Thank you for choosing iFootage. This manual contains important user information for the 3INT-MB 3.2" Mini Bowens 15-50° Intensifier. We recommend reading it carefully before using the equipment and keeping it in a safe place for future reference.

Features

1. Improves light source utilization, enhances directional light control and improves LED efficiency.
2. Adjustable spot size with a modifiable spot.
3. Portable, durable, and versatile lens providing wide-angle and narrow-beam narrow-beam options for controlled lighting in various settings, allowing for precise location and studio lighting with distinct, crisp shadows.
4. Features six-leaf barn doors for complete lighting control and the ability to create more creative lighting effects.
5. Conveniently equipped with a Mini Bowens mount for enhanced usability.

Product Specifications

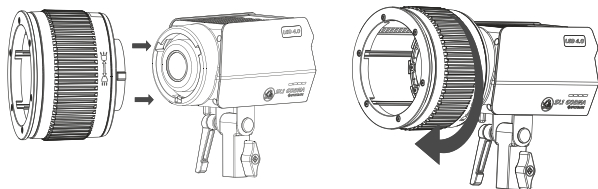
Product Name	3.2"Mini Bowens 15-50° Intensifier
Model	3INT-MB
Beam angle	15 - 50°
Size	φ 114×86.5mm
3INT-MB Intensifier Weight*	0.5kg
Barn Doors Weight*	0.2kg
Materials	PA66+30%GF
Working Temperature	-15°C~45°C
Mount type	Mini Bowens
60DN 1m Illumination (Wide Angle)*	7400LUX
60DN 1m Illuminance (Poly Angle) *	41000LUX
60BNA 1m Illumination (Wide Angle)*	5900LUX
60BNA 1m Illuminance (Poly Angle) *	34000LUX
130DNA 1m Illumination (Wide Angle)*	12000LUX
130DNA 1m Illuminance (Poly Angle) *	54000LUX
130BNA 1m Illumination (Wide Angle)*	9300LUX
130BNA 1m Illuminance (Poly Angle) *	41000LUX

*Note: The above data is based on iFootage Lab tests and there may be some variation in values with data marked with an asterick *

User guide

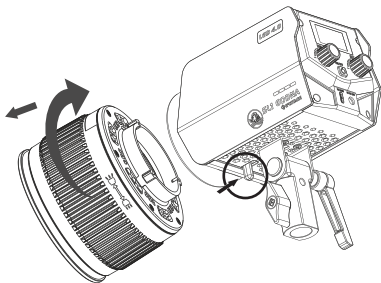
■ Installation

To attach the Intensifier, align it with the three bayonet fittings on the lamp head and rotate clockwise to securely lock it in place.



■ Disassemble

To remove the Intensifier, press and hold the Bowens mount button located at the base of the lamp head, then rotate it counterclockwise.

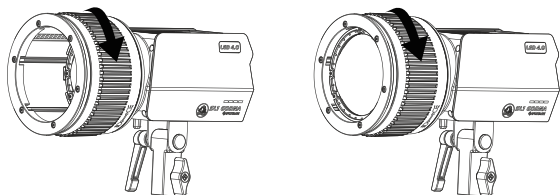


User guide

■ Focusing

The 3INT-MB allows you to adjust the beam angle from 15° to 50°. With one hand, simply rotate the light focus adjustment ring to modify the beam angle from 50° to 15°.

Compatible with Anglerfish SL1 Mini Bowens mount light (Such as SL1 series 60DN, 60BNA, 130DNA, 130BNA) etc.

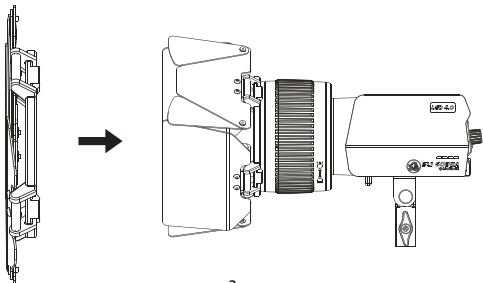


Accessories expansion

■ To install or remove the barn doors

To install the six-leaf barn doors, place the installation tab along the edge of the Intensifier and lightly press it inward until you hear a "click" sound, indicating successful installation. To remove the barn doors, simply unclip the metal retainer. Please remember to wear gloves when installing the barn doors to avoid any scratches.

Warm reminder: When installing the six-leaf barn doors, please wear gloves to avoid scratches.



List of Items



3INT-MB Intensifier



Barn Doors



User Manual



Warranty card



Product Certification

Maintenance

1. Keep this product out of reach of children and ensure they do not operate or handle it.
2. Do not disassemble, repair, modify, or deform this product. Avoid exposing it or its parts to excessive pressure, heat, or microwave ovens.
3. When cleaning, use a clean, soft, dry cloth to clean the lens. Avoid using harsh chemicals, detergents, or liquids on this product.
4. This product and its included accessories are covered by a 1-year warranty from the original date of purchase.
5. If you encounter any issues with a defective product, please contact our Customer Service team promptly at cs@ifootagegear.com for assistance.

Note: The lights referred to in this manual are not included with the product and must be purchased separately.

Statement

iFootage reserves the right to modify or correct all hardware and software specifications without prior notice. In the event of any discrepancy between the instruction manual and the actual product, please refer to the product itself. iFootage and its affiliates shall not be held liable for any direct, indirect, punitive, incidental, special, consequential, or property damage, or any harm to life resulting from the use or misuse of any iFootage product. The user assumes all risks associated with using this product, and this disclaimer does not affect your legal rights.

Manufacturer's Information



IFOOTAGE INTERNATIONAL (HK) LIMITED

UK Design & Made in China

Origin: China

Website: www.ifootagegear.com

